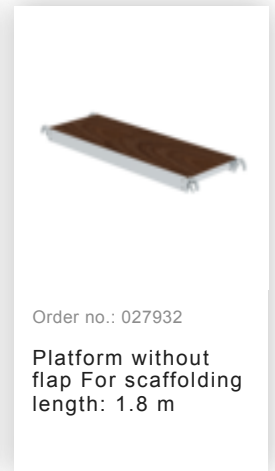
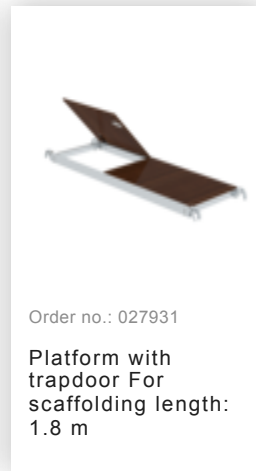

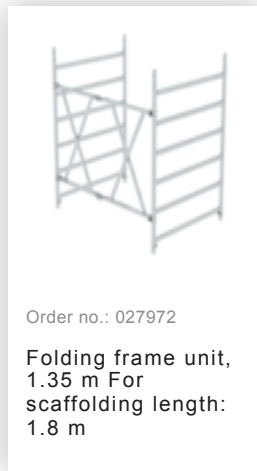






Order no.: 115200


Folding scaffolding 1.35 x
1.80 m Platform height
2.08 m

Accessories for the product family







Order no.: 027943
Toe board long side
For scaffolding
length: 1.8 m



Order no.: 027911
Toe board front side
For scaffolding
width: 1.35 m




Order no.: 027973
Swivel castor with
spindle height
adjustable Ø 125
mm



Order no.: 027912
Ballast weight with
hanging brackets
RAL 1021




Order no.: 019081
Clip tray for tubes
Ø 50 mm




Order no.: 027920
Wall spacer
adjustable
Adjustable up to
1.0 m




Order no.: 070506
Frame extension
can be clamped on
Adjustment range
max. 400 mm




Order no.: 019274
Storage tray 500 x
220 mm Clamping
range 38–51 mm




Order no.: 019276
Storage tray 800 x
300 mm Clamping
range 38–51 mm




Order no.: 019175
Inspection sticker
40 x 40 mm




Order no.: 019176
Inventory sticker




Order no.: 019477
Automatic steel
hinge for
scaffolding folding
frame



Order no.: 070508
Safety door on
front side Push-fit
frame 1.35



Order no.: 019136
Spring clip for
mobile scaffolding
with short pin,
closed



Order no.: 027104
Height-adjustable
spindle



Order no.: 027922

Swivel castor with spindle, non-marking grey height adjustable Ø 200 mm



Order no.: 027921

Swivel castor with spindle, electrically conductive height adjustable Ø 200 mm



Order no.: 027959

Swivel castor Ø 125 mm With parking brake and pin



Order no.: 027958

Swivel castor Ø 200 mm With parking brake and pin



Order no.: 027902

Push-fit frame, 1.35 m. Height: 1.00 m